




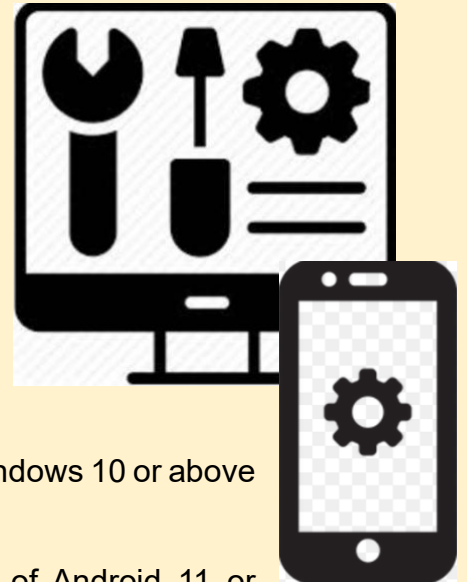
General Guidelines for Online Remotely Proctored LPUNEST Exam



Lovely Professional University is giving an option of Online remotely Proctored LPUNEST exam from home. Candidates must make sure that before opting Online Proctored Exam, they have required devices such as a Laptop/Desktop(Windows/Linux/Mac-iOS) and a mobile phone(iOS/android). The good internet facility with minimum internet speed of 1MBPS is also required.

The requirements for appearing in LPUNEST proctored exam are as follows:

1. A candidate must have **TWO Devices** to attempt the test. A primary device (Laptop/Desktop) and a secondary device (Mobile Phone). Both are mandatory.
2. A Primary device, Windows/ Linux/ Mac laptop or desktop with proper webcam and microphones will be required.
3. A secondary device, mobile phone (iOS/Android) with front facing camera acting as a 3rd eye will be required.
4. **Apple** 64-bit, minimum supporting macOS 12 version required.
Microsoft 64-bit Windows supporting OS versions Windows 10 or above are required.
Linux: Only Ubuntu and Min 20.04
5. **Android mobile** device with minimum OS version of Android 11 or above, and **iOS mobile device** with minimum OS version iOS 14 or above is required.
6. To appear exam at home, proper internet connection with minimum speed of **1MBPS** is required for smooth conduct of exam.
7. Screen sharing is **must** from primary device i.e. laptop.
8. Candidate **must** have desk and chair preferably with plain backdrop with adequate lighting.
9. Examination **will not** be conducted if the examination area is a Public place or a noisy environment.
10. The examination **cannot** be taken sitting on a couch, bed or on the floor.

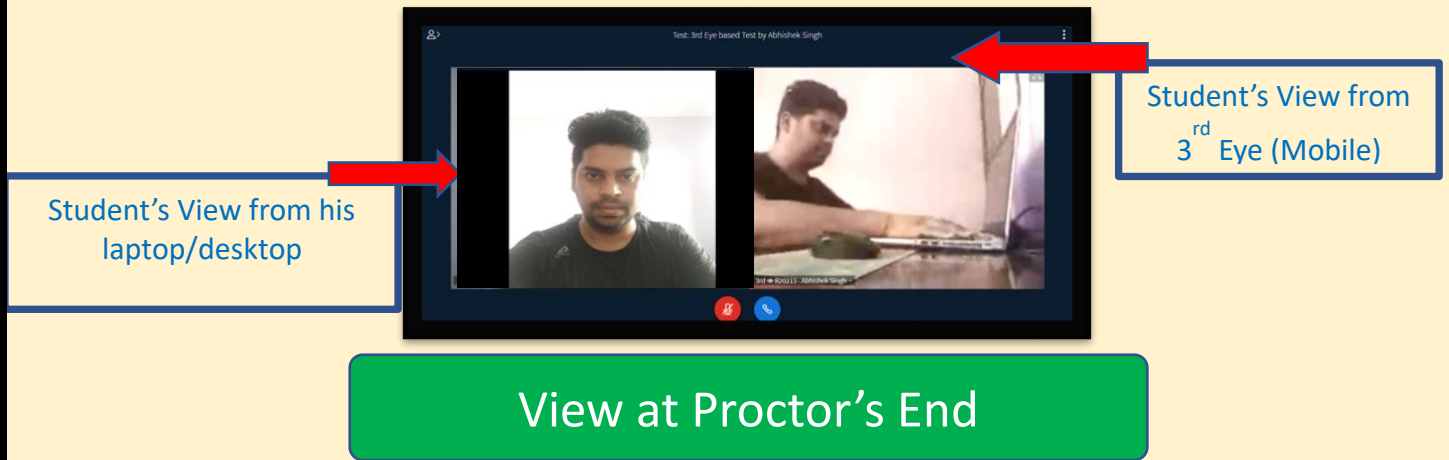


Important:: If candidate is not able to make the above mentioned arrangements then the candidate must opt for Test Centre Based exam. Once the candidate opts Remotely Proctored Exam, then there is No Option to switch to Test Centre Based exam.


Guidelines to take Online Proctored Examination:

- The candidate must make sure to have working Laptop/Desktop and mobile device.
- Ensure that you have a good internet connection.
- A candidate needs to be sole occupant in room with proper lighting without any external disturbances. Candidate is not allowed to take test in the public places.
- The audio/video streams will be recorded and the same will be analysed after the conduct of exam.
- You will be under constant observation during the entire duration of the test via artificial intelligence tools and live monitoring by the proctors. Any suspected activity will lead to the immediate termination of exam. The AI tools will be able to detect any movement of face or eyeballs and highlight the same automatically. The

candidate will be under constant vigilance of proctor through live feed to deter any suspicious activity of the candidate.

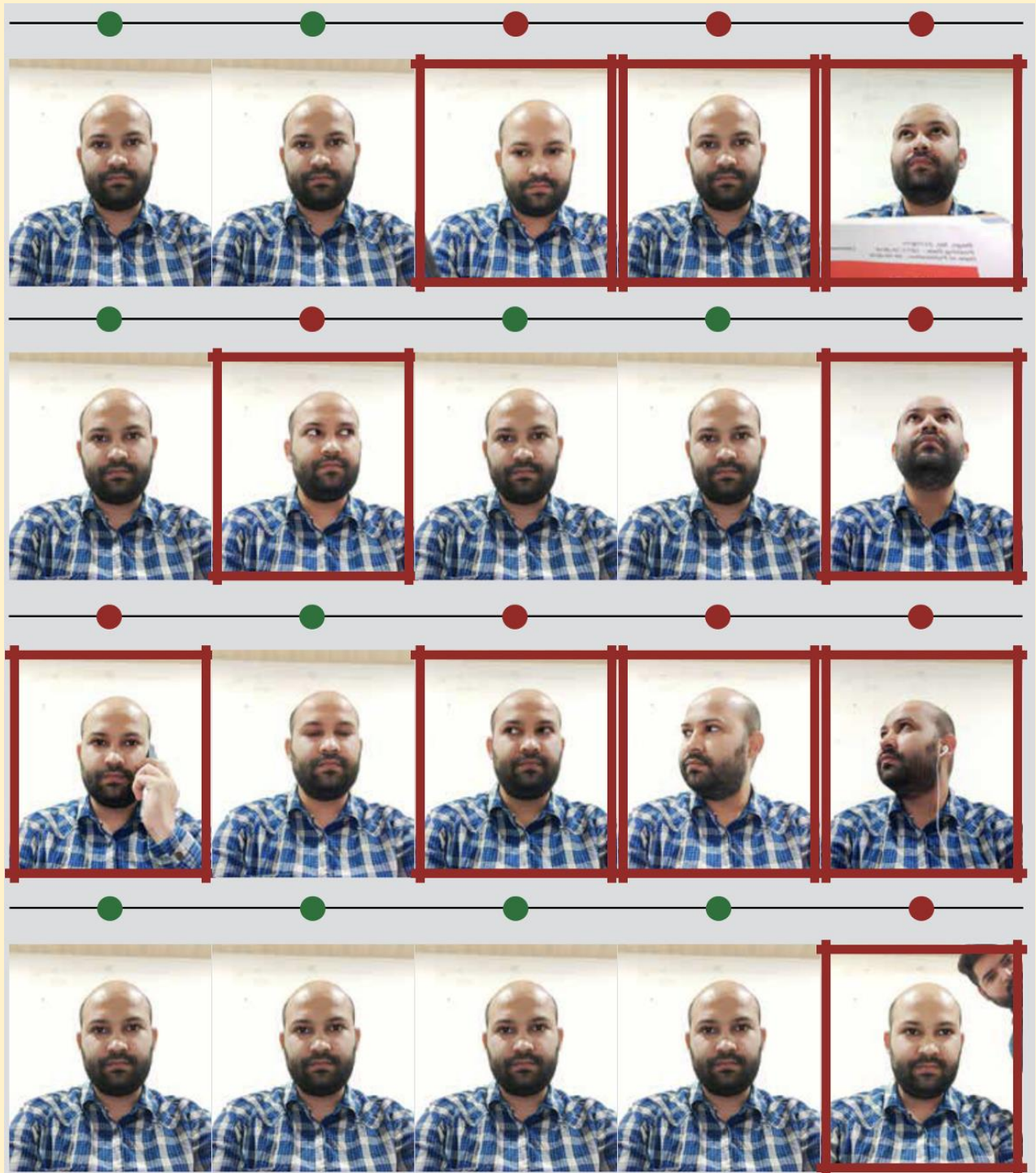


- In the following image, you can see that the mobile phone (3rd Eye) is kept at a distance from where it can capture the student's activity. A cup or water bottle can be used as a support to the 3rd eye smart phone.



Candidate must use a clean desk

- One of the examples of the monitoring of the candidate during exam via artificial intelligence tool is shown below. Any movement is highlighted by the machine and raises alarm to the proctor.



Do's

- a) Candidate must have **TWO DEVICES** to appear in exam.(Laptop/Desktop and Smartphone). Both are mandatory.
- b) Candidate must use a clean desk.
- c) Charge the laptop/ smartphone well in advance to last for at least 3 hours.
- d) Student to be seated using a wall as the background.
- e) Photograph clicked must of good quality.
- f) Candidate must have Identity proof ready at the time of test.
- g) Check the power plugs.
- h) You should ensure proper internet connectivity is available on your laptop/desktop/ smartphone.
- i) You must make sure camera and mic of your system is working properly.
- j) You should ensure proper lightning in the room.
- k) The room must be as quiet as possible. Sounds such as music or television are not permitted.
- l) You should have your water bottle at your table before start of exam as you are not allowed to leave the test screen during exam.

Don'ts

- a) Candidate is not allowed to appear in exam with single device.
- b) Do not try to navigate from the main screen. Doing so will automatically terminate your exam.
- c) You are not allowed to talk to anyone while your exam is being conducted, as **Real Time Monitoring** is being done by the Proctor in the university.
- d) You are not allowed to use **other material (like smart watch, notebook, calculator etc.)** on the day of exam. If found, then it will be considered for the cancellation of your exam by the Proctor.
- e) Do not try to cover your camera or unplug the external camera from the system.
- f) You are not allowed to touch the keyboard while you are attempting your test, you are only allowed to scroll cursor with mouse to answer the question.
- g) You are not allowed to start the test from multiple devices at a time. It will be again in the notice of proctor and your exam may be cancelled.
- h) There should be no disturbance in the surroundings.
- i) You must not use headphones, ear buds, or any other type of listening equipment.
- j) You must not leave the room for any reason during exam.
- k) You must not communicate with any person by any means during the exam.
- l) **The use of any unfair means or malpractices including impersonation during the Proctored Exam would result in severe disciplinary action as per the rules of LPUNEST Examination Committee and will even lead to the cancellation of your exam.**

NOTE:- For detailed information (regarding exam procedure, infrastructure requirements and things to remember during exam) refer to the instruction manual in the email you will receive before exam.