



L OVELY
P ROFESSIONAL
U NIVERSITY

Transforming Education Transforming India



General Guidelines for Remotely Proctored Online Exam

Due to Covid-19 pandemic lockdown, as per the notifications of central and state governments, it is safe to stay at home. Therefore, to facilitate our prospective students, LPU offers to appear in the LPUNEST using remotely proctored online exam by staying at home. Following are the pivotal points that you should know before you appear in the exam: -

The remote proctoring module needs the following system configuration and requirements: -



System Configuration


Processor: Core 2 Duo & above Processor

Speed: 1.5 GHz & above RAM: Minimum 1 GB

Operating System (Windows)- Minimum: Windows 7 Recommended: Windows 10

- Remote proctoring module requires proper internet connection of minimum 1 Mbps.
- You should have a working web camera and mic available/attached with your Laptop/desktop.
- Ensure proper lighting in the room so that the pictures captured during the exam are not blurred.
- You will receive login information prior to the exam.
- LPU counselor will call you prior to the exam to make you accustomed with the entire process, infrastructure requirements and other important information to appear in test.
- You will be under constant observation during the entire duration of the test via artificial intelligence tools and live monitoring by the proctors. Any suspected activity will lead to the immediate termination of exam. The AI tools will be able to detect any movement of face or eyeballs and highlight the same automatically. The candidate will be under constant vigilance of proctor through live feed to deter any suspicious activity of the candidate.

One of the examples of the monitoring of the candidate during exam via artificial intelligence tool is shown below. Any movement is highlighted by the machine and raises alarm to the proctor.



Do's

- a) Charge the laptop well in advance to last for at least 2 hours.
- b) Student to be seated using a wall as the background.
- c) Photograph clicked must of good quality.
- d) Candidate must have Identity proof ready at the time of test.
- e) Check the power plugs.
- f) You should ensure proper internet connectivity is available on your laptop/desktop.
- g) You must make sure webcam and mic of your system is working properly.
- h) You should ensure proper lighting in the room.
- i) The room must be as quiet as possible. Sounds such as music or television are not permitted.
- j) You should have your water bottle at your table before start of exam as you are not allowed to leave the test screen during exam.
- k) You have to attempt questions in sequential order only. Passing of question is not allowed.

Don't

- a) Do not try to navigate from the main screen. Doing so will automatically terminate your exam.
- b) You are not allowed to talk to anyone while your exam is being conducted, as **Real Time Monitoring** is being done by the Proctor in the university.
- c) You are not allowed to use your **mobile phone or any other material** on the day of exam. If found, then it will be considered for the cancellation of your exam by the Proctor.
- d) Passing of question is not allowed. You must attempt questions in sequential order only.
- e) Do not try to cover your camera or unplug the external camera from the system.
- f) You are not allowed to touch the keyboard while you are attempting your test, you are only allowed to scroll cursor with mouse to answer the question.
- g) You are not allowed to start the test from multiple devices at a time. It will be again in the notice of proctor and your exam may be cancelled.
- h) There should be no disturbance in the surroundings.
- i) You must not use headphones, ear buds, or any other type of listening equipment.
- j) You must not leave the room for any reason during exam.
- k) You must not communicate with any person by any means during the exam.

NOTE:- For detailed information (regarding exam procedure, infrastructure requirements and things to remember during exam) refer to the instruction manual in the email you will receive before exam.



L OVELY
P ROFESSIONAL
U NIVERSITY

Transforming Education Transforming India




General Guidelines for MOBILE Based Remotely Proctored Online Exam

(For Android Compatible Phones Only)




Due to Covid-19 pandemic lockdown, as per the notifications of central and state governments, it is safe to stay at home. Therefore, to facilitate our prospective students, LPU offers to appear in the LPUNEST using remotely proctored online exam by staying at home. Following are the pivotal points that you should know before you appear in the exam: -



❖ Exam is compatible with Android Based Smart Phone only

- Mobile based remote proctoring module requires Android based smart phone with 3G/4G connection.
- You must have a working camera and mic available in your mobile phone.
- Ensure proper lighting in the room so that the pictures captured during the exam are not blurred.
- You will receive login information prior to the exam.
- LPU counselor will call you prior to the exam to make you accustomed with the entire process, infrastructure requirements and other important information to appear in test.
- You will be under constant observation during the entire duration of the test via artificial intelligence tools and live monitoring by the proctors. Any suspected activity will lead to the immediate termination of exam. The AI tools will be able to detect any movement of face or eyeballs and highlight the same automatically. The candidate will be under constant vigilance of proctor through live feed to deter any suspicious activity of the candidate.

One of the examples of the monitoring of the candidate during exam via artificial intelligence tool is shown below. Any movement is highlighted by the machine and raises alarm to the proctor.



Do's

- a) Charge the mobile phone well in advance to last for at least 2 hours.
- b) Student to be seated using a wall as the background.
- c) Photograph clicked must of good quality.
- d) Candidate must have Identity proof ready at the time of test.
- e) You must ensure proper internet availability on your mobile phone.
- f) You must make sure that front camera and mic of your mobile is working properly.
- g) You should ensure proper lighting in the room.
- h) The room must be as quiet as possible. Sounds such as music or television are not permitted.
- i) You must have your water bottle at your table before start of exam as you are not allowed to leave the test screen during exam.
- j) You should keep your mobile phone in the silent mode.
- k) Switch off all notifications like SMS, WhatsApp etc. of your mobile phone.
- l) You have to attempt questions in sequential order only. But you may flag any five questions to review later.

Don't

- a) Do not make or receive calls on your mobile phone in which you are taking test during the exam.
- b) Do not press off button during exam.
- c) Do not try to navigate from the main screen. Doing so will automatically terminate your exam.
- d) You are not allowed to talk to anyone while your exam is being conducted, as Real Time Monitoring is being done by the Proctor in the university.
- e) Do not try to cover your camera or move in front of the camera.
- f) You are not allowed to start the test from multiple devices at a time. It will be again in the notice of proctor and your exam may be cancelled.
- g) There should be no disturbance in the surroundings.
- h) You must not use headphones, ear buds, or any other type of listening equipment.
- i) You must not leave the room for any reason during exam.
- j) You must not communicate with any person by any means during the exam.

NOTE:- For detailed information (regarding exam procedure, infrastructure requirements and things to remember during exam) refer to the instruction manual in the email you will receive before exam.